

# Sample Salvation Prayer for Children

I am going to demonstrate what a prayer to Jesus sounds like. If you would like to pray along with me, then this prayer can become your prayer.

*Dear God, Thank you for loving me so much even though I don't always make the right choices. I have done some things that are bad and I'm ashamed of that. Jesus please forgive me of these sins. I believe that you died on the cross to take my punishment and that you came back to life to prove you can be trusted. I put my faith in you Jesus to save me and choose to follow you the rest of my life.*

*In Jesus Name, Amen.*

## Say the following to the child(ren)...

I have some pictures of hands to show you, but watch and listen closely because they will show us something very important. *(hold up Gospel Tract)*


This first picture says, THE DESIGN

What is the picture showing?  
*(child holding adult hand)*

It says... *(read description on the top)*

There is also a Bible Verse on the bottom. Listen closely because I am going to read the verse, then ask a question. *(read the verse and ask question on the bottom)*

Okay, now I am going to open up the picture to display a new picture. *(fold open all the way to back)*





This one says, THE PROBLEM

What is the picture showing?  
*(child making fist at adult hand)*

It says... *(read description on top)*

There is another Bible Verse on the bottom. Listen closely because I am going to read the verse, then ask another question. *(read and ask question)*



Okay, now I am going to flip over *(top to bottom)* the picture to display another picture.

This one says, THE SOLUTION

What is the picture showing?  
*(Jesus' hands nailed to the cross)*

It says... *(read the description)*

# How to use Gospel Hands Flip Tract

*A creative pocket tool for putting the story of salvation in children's hands!*



© Copyright 2009 The Chapel/Tadpole Tails

There is another Bible Verse on the bottom. Listen closely because I am going to read the verse, then ask another question. *(read verse and ask question)*

Okay, one last time, I am going to open up the picture to display a final picture. *(fold open all the way to back just like before)*

This one says, THE CHOICE

What is the picture showing?  
*(hands folded in prayer)*

It says... *(read the description on the top)*

There is a final Bible Verse on the bottom. Listen closely because I am going to read the verse, then ask one last question. *(read verse and ask question)*

